




Back-Roads | Europe (BRT)

Towering mountains and enchanting lochs. Dramatic castles and quaint villages. Infamous battles and gripping legends. This Scottish Journey takes us from coastal cities to Hebridean islands, seeking out one-of-a-kind landscapes, mesmerising history and undeniable charm.



Thank you for choosing **Back-Roads**

Your extraordinary adventure awaits!

About your tour notes

These tour notes contain everything you need to know before your tour departs – from where to meet your fellow guests and local guide to what essentials to pack for your journey.

We recommend you print this document out and bring it with you on your tour. Give a copy to loved ones at home so they can follow your adventure, too.

IMPORTANT: please refresh this document as close to your departure as possible to ensure you're equipped with the latest information available.

THE BACK-ROADS DIFFERENCE

- ✓ Spend days touring the breathtaking Isle of Skye and Isle of Mull
- ✓ Uncover the intricacies behind Scottish whisky culture with a tasting experience
- ✓ Immerse yourself in the captivating history of Culloden Battlefield
- ✓ Savour time exploring the magnificent Cairngorms National Park

TOUR CURRENCIES

- Scotland - GBP

Your itinerary

DAY 1 | EDINBURGH (SCOTLAND)

Majestic landscapes, rich cultural heritage and imagination-firing stories: Scotland delivers on every level. After meeting the group at our hotel, we'll get to know each other over a delicious welcome meal. Accommodation: Malmaison Edinburgh City (or similar)

MEALS:

✓ Dinner

DAY 2 | EDINBURGH – ST ANDREWS – CAIRNGORMS NATIONAL PARK – CAIRNGORMS REGION

After breakfast, it's time to board the mini-coach and take to the scenic route. Now the journey begins! We'll admire the historic fishing villages speckled along the east coast before our first port of call: St Andrews. This small town has a big reputation for world-class golf, as well as a prestigious university – the third oldest in the English-speaking world. Following a spot of lunch, we'll catch our first glimpse of the otherworldly Cairngorms National Park before settling into our accommodation for the evening. Accommodation: The Lodge on the Loch (or similar)

MEALS:

✓ Breakfast

DAY 3 | CAIRNGORMS REGION

Prepare to travel back to the 16th century this morning as we stop in at stately Crathes Castle. Soaring turrets, intricately painted ceilings and enchanting manicured gardens await at this characteristically Scottish tower house. After an included lunch, we'll follow in the footsteps of Queen Victoria as we explore the Royal Deeside area – said to have captivated the queen during her 1848 visit. Later, we'll have the evening at our leisure. Accommodation: The Lodge on the Loch (or similar)

MEALS:



✓ Breakfast

✓ Lunch

DAY 4 | CAIRNGORMS REGION – CAIRNGORMS NATIONAL PARK – INVERNESS

Our day will begin in dramatic fashion this morning as we explore the stunning surrounds of Cairngorms National Park – heading to viewpoints specially chosen by our in-the-know Tour Leader. Then, truly authentic Scottish experiences await. We'll stop at the open-air Highland Folk Museum, used as the filming location for the TV series Outlander. Following that, we'll traverse to Inverness, the welcoming capital of the Highlands. And tonight, we'll come together to share stories of the day's adventures over an included meal. Accommodation: The Kingsmills Hotel (or similar)


MEALS:

-  Breakfast
-  Dinner

DAY 5 | INVERNESS

After this morning's orientation tour, a lesson in Scotch whisky awaits. We'll uncover the centuries-old legends and complex processes behind turning malted barley into 'liquid gold' – sampling a dram or two while we're at it. Later, the city is your oyster. Visit Inverness Cathedral, explore the charming Victorian Market or simply hunt down a good pub to relax in. What you do this afternoon is completely up to you! For dinner tonight, why not take advantage of the array of local eateries filled with character and delicious Scottish fare. Accommodation: The Kingsmills Hotel (or similar)



MEALS:

-  Breakfast

DAY 6 | INVERNESS – CULLODEN, LOCH NESS AND PLOCKTON – ISLE OF SKYE

Our path will lead us eastwards this morning as we make our way to the atmospheric Culloden Battlefield. Here we'll immerse ourselves in the fascinating history of the Highlands and gain a unique insight into the battle that took place on this vast moorland. Next, there's a chance to spot the elusive Nessie in mysterious Loch Ness – binoculars recommended! Following our monster hunt, we'll pay a visit to the quaint village of Plockton, where painted cottages cluster around a picturesque bay. After strolling the harbour and observing the passing yachts, we'll continue on to our final destination of the day: the breathtaking Isle of Skye. At our hotel, we'll share the excitement for tomorrow's adventures over an included dinner. Accommodation: Duisdale House Hotel (or similar)


MEALS:

-  Breakfast
-  Dinner

DAY 7 | ISLE OF SKYE

Sensational landscapes, rare wildlife and imagination-firing history – the Isle of Skye delivers on every level. This is North Highland scenery on a grand scale! We'll spend the day taking in the island's unique geology and jaw-dropping scenery – including the extraordinary Quiraing, Kilt Rock and Old Man of Storr. After a full day of exploring, we'll have the evening free to dine at our leisure or relax in our idyllic surrounds. Accommodation: Duisdale House Hotel (or similar)


MEALS:

 Breakfast

DAY 8 | ISLE OF SKYE – ISLE OF MULL

Today we'll continue our journey through soul-stirring Scottish scenery before taking a short ferry ride over to the breathtaking Isle of Mull. Here, the evening will be yours to spend as you please. Accommodation: Isle of Mull Hotel & Spa (or similar)

MEALS:

 Breakfast

DAY 9 | ISLE OF MULL – ISLE OF IONA – ISLE OF MULL

The best way to explore the bewitching Hebrides is by island hopping – so today, we'll do just that. From Mull's little village of Fionnphort, we'll set sail to Iona: where a medieval abbey and revered pilgrimage site await us. After returning to our hotel on Mull, we'll toast to our Scottish journey with a final dinner together. Accommodation: Isle of Mull Hotel & Spa (or similar)

MEALS:

 Breakfast

 Dinner

DAY 10 | ISLE OF MULL – STIRLING – EDINBURGH

Back to the mainland we go. It's been a tour that's delved deep into Scotland's heritage, so it's only right that we finish with a stop in historic Stirling. A drive through the Old Town will bring us to the magnificent hilltop castle, one of Scotland's most impressive and significant monuments. Here, we'll spend some time exploring the castle's many rooms and soaking up the sweeping views from atop the castle walls. What better way to round off our tour before returning to Edinburgh?

MEALS:

 Breakfast



Tour information

Meals

INCLUDED MEALS

Breakfast (B) is included daily.

Some of your lunches and dinners are also included, either in hotels or local restaurants. These are indicated by (L) and (D) in the itinerary.

Please note that drinks will not always be included.

We will do our best to accommodate any specific dietary requirements you may have. Please ensure to make these clear to us before your tour begins so we can communicate them to our hotels, restaurants and suppliers.

Other information

Finances

CHANGING MONEY

CASH: Foreign money can be changed at banks, airports, some railway and tube stations, and at major hotels (though at a less favourable rate).

CREDIT CARDS: Visa and MasterCard are widely accepted. American Express is only accepted in some larger establishments.

CASH MACHINES: ATMS are widely available.

TIPPING

Tipping is entirely at your discretion. If you feel you have received exceptional service, it is recommended that you tip £1-2/€ per day for Drivers and £4- 5/€ per day for Tour Leaders.

Insurance

Before travelling with Back-Roads Touring, it is compulsory for all guests to take out comprehensive travel insurance. Please ensure your insurance covers medical expenses (including repatriation), cancellation cover, loss or damage to baggage and personal effects, money and personal liability.

We recommend you carry your insurance details with you at all times. You may be asked to provide details of your medical insurance or a payment guarantee in some countries before medical assistance can be provided.

For more information, please see our FAQ page:
www.backroadstouring.com/faqs

If you have any further questions, please don't hesitate to contact our friendly Customer Service team: www.backroadstouring.com/contact-us

Passports and visas

Please ensure your passport is valid for at least six months after the last day of your tour. Some countries will refuse entry if you do not have at least six months validity remaining on your passport after your departure date. Depending on your nationality, you may require a visa to enter certain countries.

It is your responsibility to obtain visas prior to your tour's departure. To determine which visas you'll need, you can consult either your own government's website or the government websites of the countries in which you will be travelling.

PLEASE NOTE: Some visas can take up to six weeks to acquire, so don't leave it until the last minute. Also, bear in mind that the validity of a visa often runs from its date of issue rather than the date of entry into the country. Please check with the appropriate embassy/embassies prior to departure as requirements do change periodically.

We advise you to either carry a photocopy of your passport (and visa, if applicable) with you while abroad, or to ensure that you leave a copy with relatives back at home. This will enable the local embassy or high commission to arrange a replacement if the original should be lost or stolen. If you do take copies with you on your tour, please ensure that you keep these separate from your

Medication and mobility

Whilst on your tour, we want you to have the smoothest journey possible which requires some mobility conditions:

- You must be fit enough to get on and off the vehicle on a regular basis, and to walk around towns and villages or to attractions.
- You must be able to walk up and down stairs and use a shower over the bath.

Please note that, unfortunately, we are unable to accommodate mobility scooter or wheelchair users as we frequently stay in traditional-style hotels and the majority do not have lifts or ground-floor rooms.

If you take medicine for certain conditions, such as diabetes or heart problems, please carry it with you at all times.

Please declare any medical conditions you may have in advance of your tour. If you are in any doubt as to whether our tours are suitable for you, please contact our friendly Customer Service team:

www.backroadstouring.com/contact-us

Transport

We travel in premium mini-coaches equipped with comfortable seats, air conditioning and large windows for enjoying the view.

With far more flexibility than a standard-size coach, we're able to take the scenic route – winding through beautiful countryside to the heart of tiny villages and coastal towns.

Mental health and wellbeing

Culture shock, homesickness and periods of feeling down happen regardless of age. Be rest assured that if you're feeling low, your Tour Leader and Driver will do their utmost to make you smile.

Measures you can take to look after your mental health and wellbeing while on the road with us are:

- Call loved ones. Hearing a familiar voice whilst in an unfamiliar destination can help ground you and remind you you're not alone.
- Eat well. Nobody feels their best when they're hungry. There are plenty of nutritious culinary delights to be savoured along the road!
- Integrate with your fellow guests. The more you socialise with the group, the less likely you'll feel homesick.

What to bring

Based on our experience, the following items are essential.

Please note, this is a general packing list for Back-Roads tours. What you pack will depend on the countries you're visiting as well as the time of year you plan to travel.

CLOTHING:

- | | | |
|---------------|-----------------------------|-----------------------------------|
| ☑ Sun hat | ☑ Long-sleeved tops | ☑ Light jacket |
| ☑ Sunglasses | ☑ Short-sleeved tops | ☑ Waterproof jacket |
| ☑ Sleepwear | ☑ Shorts/skirts | ☑ Trousers |
| ☑ Warm jacket | ☑ Socks | ☑ Swimwear |
| ☑ Underwear | ☑ Smart casual evening wear | ☑ Walking shoes/comfortable shoes |

OTHER THINGS TO PACK:

- | | | |
|---------------------------|--|--------------------|
| ☑ Multi-use adapter plug | ☑ Toiletries | ☑ Camera |
| ☑ Batteries | ☑ Sunscreen | ☑ Towel |
| ☑ Umbrella | ☑ Reusable water bottle | ☑ Insect repellent |
| ☑ Any personal medication | ☑ Basic medical kit (including paracetamol, aspirin, plasters etc) | |

That's it!

We look forward to seeing you on tour.